



Easter Fun Pack

PLEASE STAY HOME AND STAY SAFE

All of the Youth work team would like to remind you that we are still around for you if you need us. We will be available to talk as always on the following number 07493744336. We hope that you and your family stay safe and look forward to seeing you all when we are allowed to re-open.



Let's make a video diary of your isolation experience...

Every couple of days make a video and tell us how your feeling and what you have been doing to keep yourself busy.



Keep the videos and we will use them in a project when we return

Participation prizes £££ will be awarded when we re-open



Let's get moving

The body coach starting 9am Monday – Friday, Search The body Coach on YouTube or enter the following link

<https://youtu.be/K6r99N3kXME>

How about some YOGA? 30 days of yoga?

<https://youtu.be/oBu-pQG6sTY>

Fancy some cardio?

Again search cardio work outs on YouTube – Please look for a beginners/ new starter video and have a go. Here's a one to get you started go on its only 10 minutes

<https://www.youtube.com/watch?v=sjmsApWcyCU>

Think you can handle it?

Here's a 30-minute HARDCORE TOTAL BODY HIIT WORKOUT

<https://www.youtube.com/watch?v=bk0sTqePZg4>

Can you dance? Like hip hop style? Give it a go here....

<https://www.youtube.com/watch?v=ZWk19OVon2k>

Easter Egg Hunt!

www.artventurers.co.uk

Clue 1

Your first clue is hidden where you are told to count sheep, So go to the place, where you try to sleep!

Hand this one over to start the hunt! Hide this one in their bed

Clue 2

Your next clue is hiding near your favourite place to be, To find clue number 3, go and look near the TV!

Hide this one next to the TV

Clue 3

To move on with this hunt, before we get old, Go to the place, where we keep our food nice and cold!

Hide this one in the fridge

Clue 4

Well done, you're about half way there! The next clue is hidden, under a chair!

Clue 5

Is it that time already? Oh what a shock! The next hint is hidden, behind the clock!

Hide this one under a chair Hide this one behind a clock

Clue 6

You've come this far, you surely won't fail, Go to the place, where we receive the mail!

Hide this one next to the letterbox

Clue 7

The next clue is hidden, where we go to sit and slouch, Go and have a good look, in and around the couch!

Hide this one one on the couch

Clue 8

One last clue, then your treat shall be seen, Go to the place where you go to get clean!

Then hide the treats in the bath or shower for them to find to end the hunt!

A quick word about internet safety

Be smart on the internet

Childnet International
www.childnet.com

S SAFE Keep safe by being careful not to give out personal information when chatting or posting online. Personal information includes your email address, phone number and password. **ZIP IT**

M MEETING Meeting someone you have only been in touch with online can be dangerous. Only do so with your parents' or carers' permission and even then only when they can be present. Remember online friends are still strangers even if you have been talking to them for a long time. **PEOPLE**

A ACCEPTING Accepting emails, IM messages, or opening files, pictures or texts from people you don't know or trust can lead to problems – they may contain viruses or nasty messages! **BLOCK IT**

R RELIABLE Someone online might lie about who they are, and information on the internet may not be true. Always check information with other websites, books or someone who knows. **QUESTION MARK**

t TELL Tell your parent, carer or a trusted adult if someone or something makes you feel uncomfortable or worried, or if you or someone you know is being bullied online. **THINK U KNOW**

You can report online abuse to the police at www.thinkuknow.co.uk

www.kidsmart.org.uk

KidSMART Visit Childnet's Kidsmart website to play interactive games and test your online safety knowledge. You can also share your favourite websites and online safety tips by Joining Hands with people all around the world. **FLAG IT**

Childnet International Ltd. © 2010. Registered Charity no. 1080179

During a
crisis.

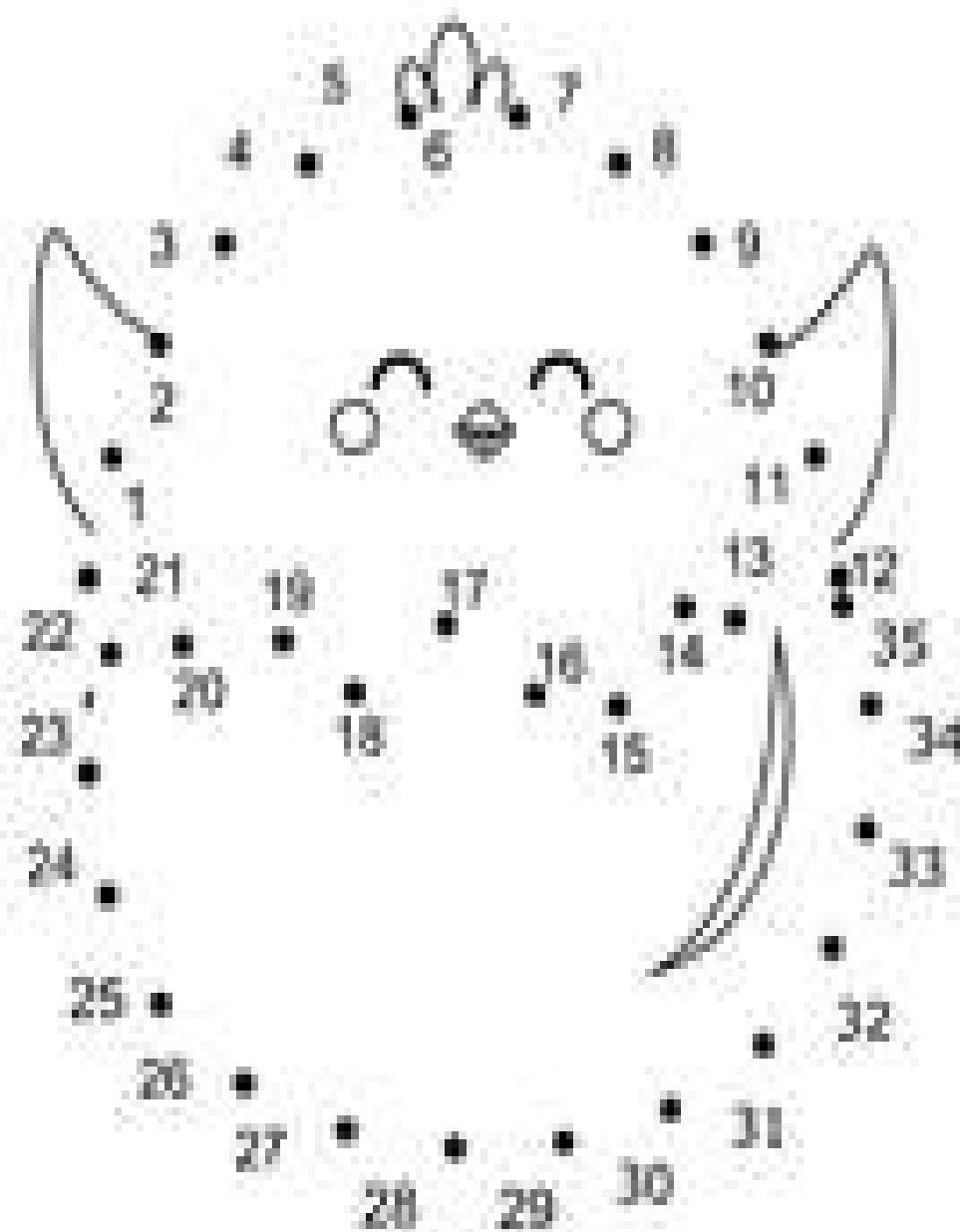


Talk to people
you trust.

Think about reaching out
to friends and family or
your community.



Connect the Dots






Decorate a bunny

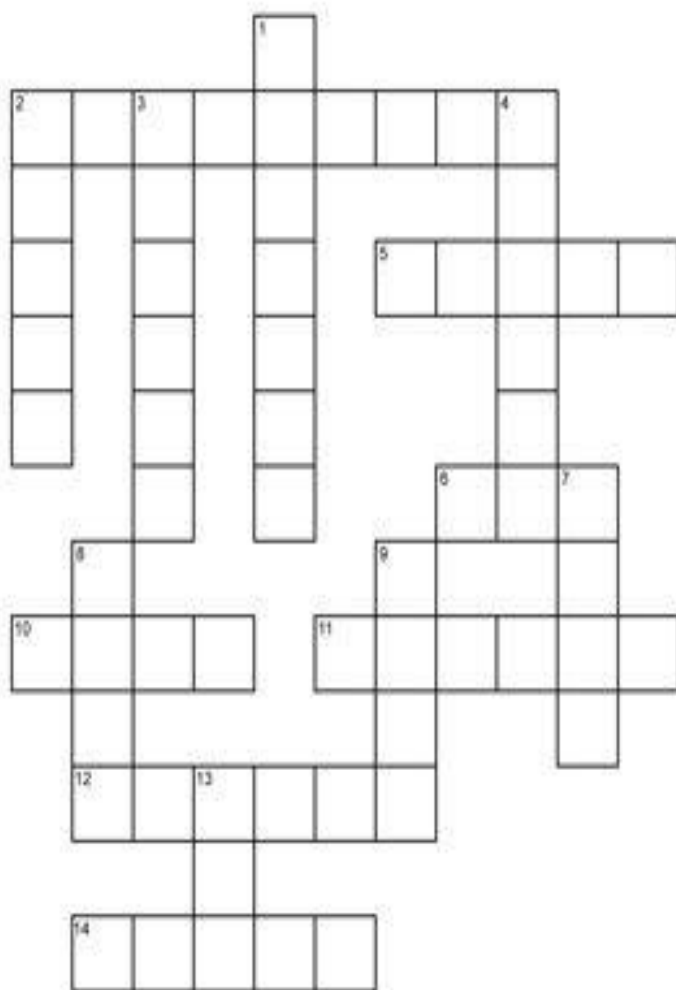

Easter Bunny Template



123kidsfun.com



Easter Crossword




Across

- 2 - A mother duck keeps a close eye on her ____.
- 5 - Easter's month.
- 6 - Which came first, the chicken or the ____?
- 10 - A mother cow gives milk to her ____.
- 11 - Easter is always on this day of the week.
- 12 - Carry your Easter Eggs in a ____.
- 14 - The Easter ____ hops around the world and delivers presents.

Down


- 1 - April showers bring May ____.
- 2 - Cows give milk for ____ products.
- 3 - A mother hen watches over her baby ____.
- 4 - Easter's season.
- 7 - A baby ____ is called a kid.
- 8 - A baby sheep is called a ____.
- 9 - In the backyard, the kids are having an Easter Egg ____.
- 13 - The ____ warms the earth and brings light to the world.





- 1 B _ S K _ T
- 2 B _ N _ Y
- 3 C _ K _
- 4 C _ T K _ N
- 5 C _ I _ K
- 6 D _ F F _ D _ L
- 7 D _ C K L _ N _
- 8 E _ S T _ R _ E _ G
- 9 H _ N
- 10 L A _ B
- 11 L _ L _
- 12 _ P R I N _







'In it together' – Easter Egg Hunt

Why not design your own easter eggs and hide them around the house for the family to find.

To start
your search
look where
you keep
your *shoes*

With a trunk
and branches
and lots of
leaves the
next hiding
place must be
a *tree*

The next one
is hidden out
of sight. It can
be found
somewhere
to your *right*

Find
something
near your
knees, it's
also dinner
for *the bees*

We travel
near, we
travel far.
Now its time
to check the
car

Has the post
been? Better
look and see,
no letters
except *from*
me

Where do you
park the car?
Its hard and
smooth, don't
look too far

Tip toe, tip
toe be quiet
as a mouse,
where is the
number of
your house

Drip drop drip
what sounds
are those.
They're coming
from where
you *have the*
hose

Congratulations

Your search is
done now get
your prize

1. Print on card and cut out or make your own eggs
2. Hide your eggs – you could include a small egg or a gift with each card or just have a gift or surprise at the end
3. Follow the clues in order

Easter Word Search

E A T R C H O C O L A T E G H
 G J G E G E A S T E R J E B N
 S G E S A T L H H O D A Y S U
 T F A L N G D E C O R A T E D
 R L E R L A D A B I P O Y S C
 G O G G R Y A C A R R O T E H
 D W E S G I B B U N A N Y S I
 U E P A R A D E J E L T S P C
 C R J L A I N S A H O L I Y K
 K S G E S J R S U N D A Y O A
 L C A R S T A S B A S K E T N
 I K S H J H B U N N Y E G S I
 N G S A U I B L A T I P G S N
 G I N J E N I J E L S O N G G
 S P R I N G T U L I P A G D S



BASKET
 BUNNY
 CARROT
 CELEBRATION
 CHICK
 CHOCOLATE
 DECORATED

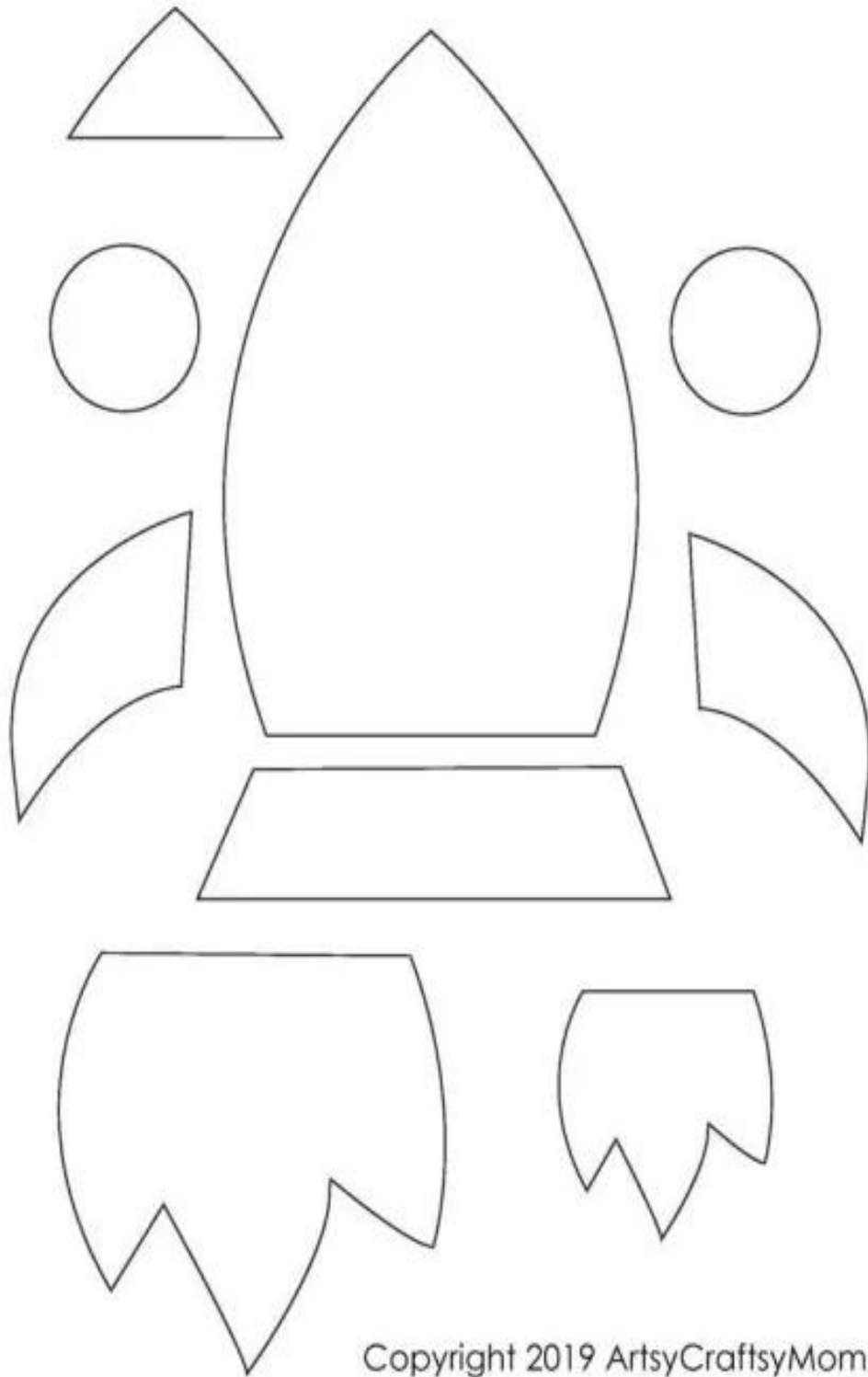
DUCKLINGS
 EASTER
 EGGS
 FLOWERS
 GRASS
 HOP
 HUNT

JELLYBEANS
 PARADE
 RABBIT
 SPRING
 SUNDAY
 TULIP




CRAYONSANDCRAVINGS.COM

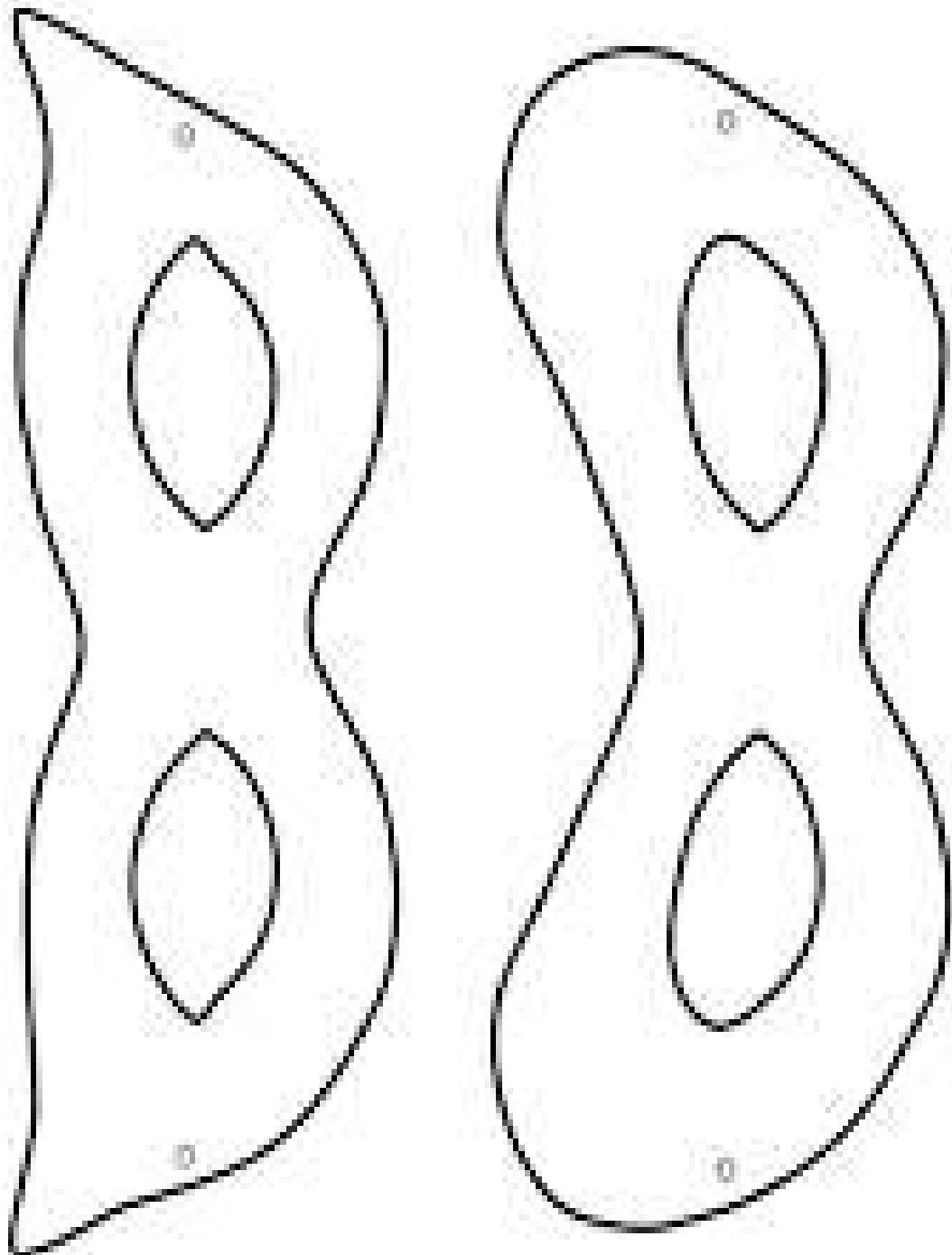
Let's get creative



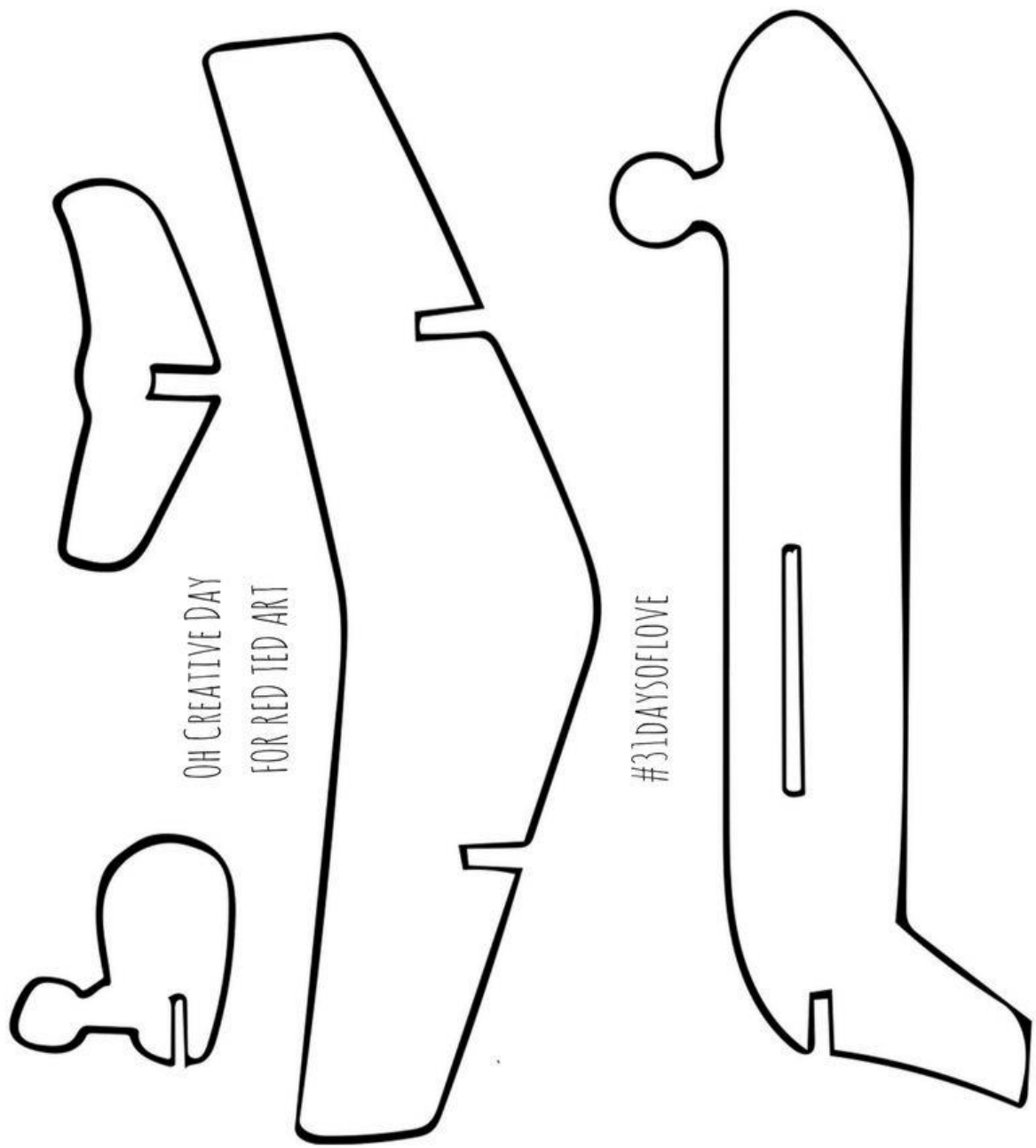
Copyright 2019 ArtsyCraftsyMom.com



Masquerade Mask Template



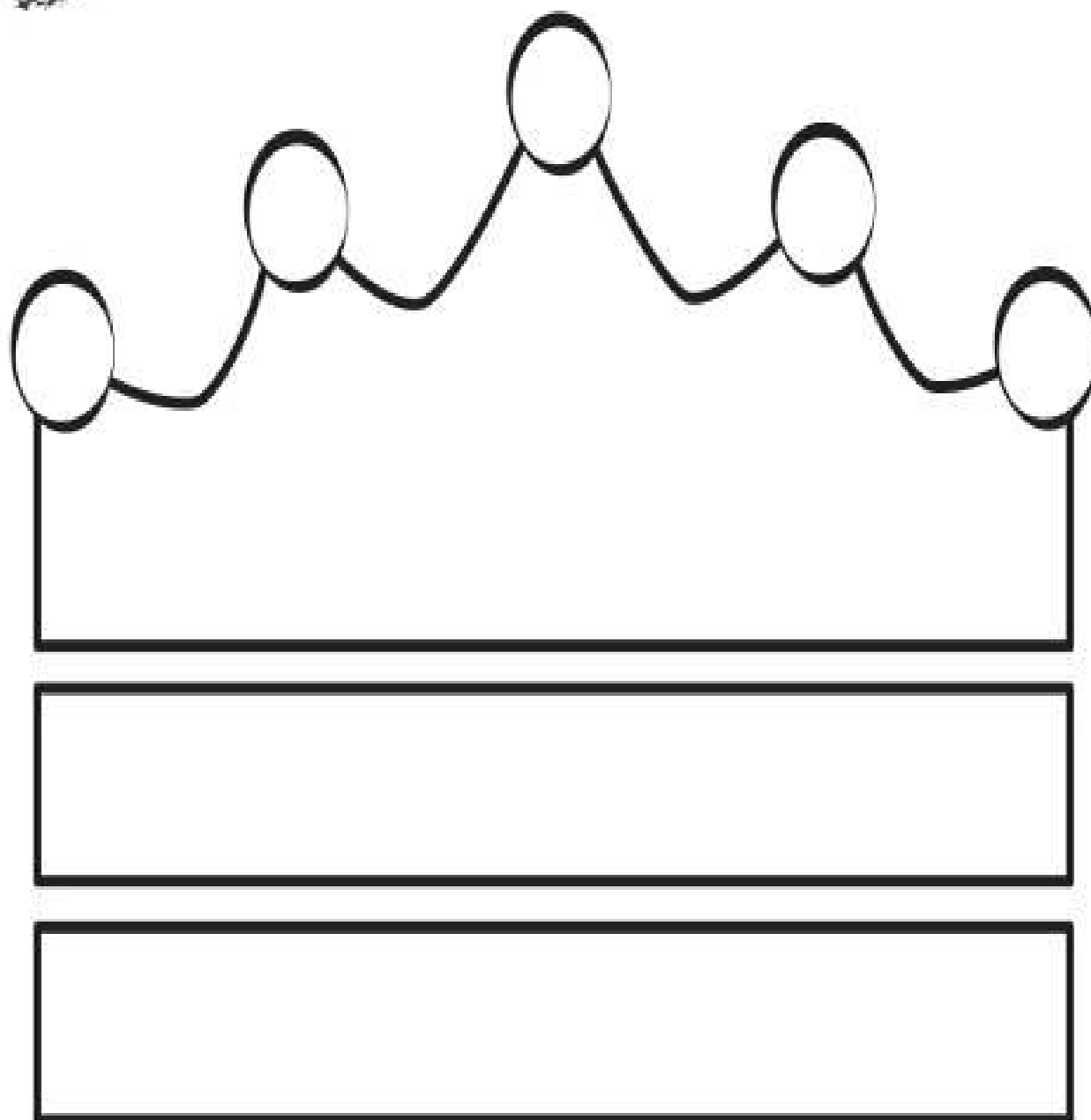
Printable template for a masquerade mask. It includes a large eye cutout and a small circular punch hole at the top and bottom center of the mask.



Create Your Own

Cut-out CROWN

1. Color and Decorate your crown. 2. Cut out the crown and bands.
3. Attach the headbands to the crown. 4. Attach the bands together at the back, and wear it!





©MardiGrasOutlet.com

Colour me in.....











Every Thursday
at 8pm
Clap/make some
noise at your
front door for
NHS and Care
workers

THANK YOU ALSO TO ALL OF OUR
KEY WORKERS



Have you been to any of our cook your own tea sessions? How about helping to make tea tonight with your family?

Here are some recipes for inspiration.....

Piri-piri chicken pittas

COOK: 10 MINS - 12 MINS /EASY/SERVES 4

Ingredients

4 chicken breasts

3 tbsp medium spice piri-piri sauce

300g tub coleslaw

4 pitta breads



Method

Chop the chicken into 2cm cubes and toss in the piri-piri sauce. Heat the grill to high, push the chicken onto four skewers and grill on all sides for 10-12 mins in total or until cooked through and a little charred. Meanwhile, warm the pittas in a toaster.

Slice the pittas in half, stuff with the coleslaw, then slide the chicken from the skewers and add to the pittas.

Instant berry banana slush

PREP: 5 MINS/ no cook/EASY/SERVES 2

Ingredients

2 ripe bananas

200g frozen berry mix (blackberries, raspberries and currants)



Method

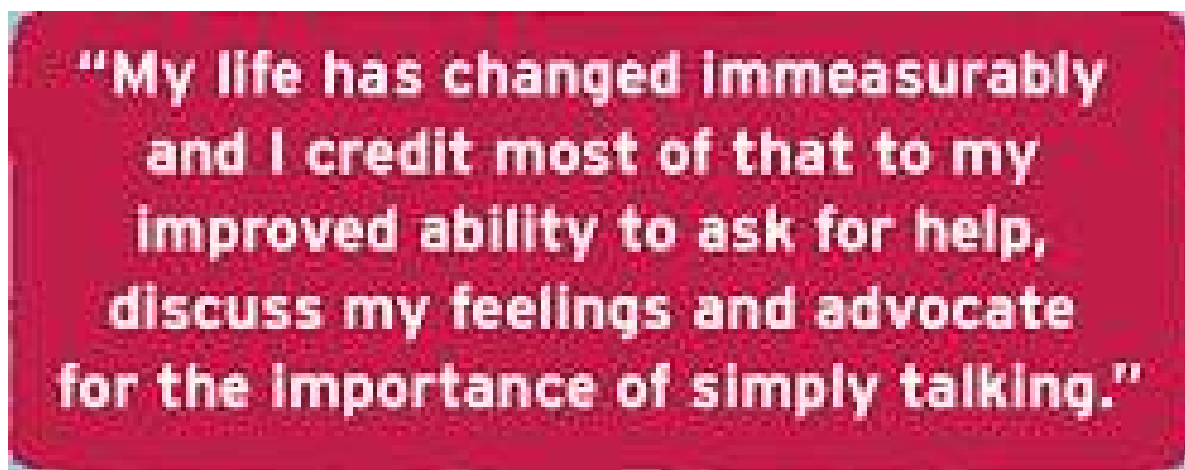
Slice the bananas into a bowl and add the frozen berry mix. Blitz with a stick blender to make a slushy ice and serve straight away in two glasses with spoons.

Places to talk

We now have a dedicated mobile for your UTASS youth work team

Call or txt: 07493744336

If you would like to talk to us, we are available – we can also arrange times to contact you if you would like to keep in touch regularly.



It's normal to feel lonely or isolated sometimes. If it feels like these feelings are taking over, we're here to help.

<https://www.childline.org.uk/info-advice/your-feelings/feelings-emotions/loneliness-isolation/>

Call free on 0800 1111



<https://kooth.com/index.html>

Free, safe and anonymous online support for young people

ONLINE CHAT

Monday – Friday 12pm – 10pm

Saturday – Sunday 6pm – 10pm



Did you know that there are live streams at Melbourne zoo in Australia?

Pop online and enter this link

<https://www.gizmodo.com.au/2020/03/melbourne-zoo-livestream-coronavirus/>

You can watch:

The snow leopard cub cam

<https://youtu.be/DiQaOlsDZIY>

The penguin cam

<https://youtu.be/mSI7phzCec8>

The giraffe cam

<https://youtu.be/MNJsIXP8GgE>

Lion Livestream Weribee Open Range Zoo

<https://youtu.be/PA3niQ9ECFs>

There are also many other virtual tours:

Baltimore National Aquarium,

<https://aqua.org/media/virtualtours/baltimore/index.html>



Have a look around Walt Disney World Resort



<https://disney Parks.disney.go.com/blog/2018/03/disney-parks-launches-first-ever-360-degree-panoramas-on-google-street-view/>

How about LEGO LAND in Florida?

<https://www.legoland.dk/en/accommodation/hotel-legoland/virtual-tour/>



Have you been to Buckingham Palace? Lets have a nosey around

<https://www.royal.uk/virtual-tours-buckingham-palace>



Have a look around the world of Roald Dahl

<https://www.roalddahl.com/museum/visit/virtual-museum-tour>



Links to other activities:

https://www.dayoutwiththekids.co.uk/blog/free-easter-activities-at-home?utm_source=facebook&utm_medium=social&utm_campaign=blogs&utm_term=easter+pack

Free games for 0-6years

<https://www.bbc.co.uk/cbeebies/games>

Free games and challenges for a little bit older kids.....

<https://www.bbc.co.uk/cbbc>

Fun activities to do at home with kids

1. Treasure hunt (with clues, hide a favourite toy somewhere in the house)
2. Make a batch of play doh
3. Tint shaving cream with food colouring, paint the windows or glass doors (or the inside of the shower glass) then rinse it off
4. Go through clothing from previous seasons, try on and cull things that are too small
5. Play dress ups in mum and dad's clothes – do a photoshoot
6. Graffiti the garden fence with chalk
7. Make a small bowl, plate, egg cup or statue from air dry clay
8. Day spa – do a Mani/Pedi/foot soak/face mask
9. Go through old photos and videos, and old craft and paintings
10. Have a Living Room disco – play freeze, musical chairs, have a dance off
11. Go through recipe books together and have a bake off challenge
12. Do a backyard scavenger hunt
13. Make Origami animals or paper ninja stars
14. Gardening – pull weeds, trim bushes, collect flowers for a vase
15. Make a mud kitchen in the garden, make different coloured rock paint
16. Practice hammering nails into a plank of wood
17. Organise the books on your shelf into a rainbow of colours
18. String up a sheet tent in the backyard
19. Find three toys to give to charity
20. Using Lego characters or other small toys, make a stop motion movie (download the app Stop Motion to your phone or Ipad)
21. Organise your Lego and then have a building challenge. Who can build the best house, hotel or shop?
22. Write notes of love, compliments or doodles and hide them around the house for family to find
23. Do a marshmallow toothpick engineering challenge
24. Create a “God's eye” weaving using sticks and wool
25. Build a teepee fairy house
26. Try shadow drawing, leaf rubbings, painting bark or stones
27. Build a bug hotel
28. Try leaf threading and make a nature chandelier
29. Use a mirror to draw a self portrait
30. Create an Alfoil river in the garden and float things down it

31. Learn to braid hair
32. Create an obstacle course
33. Build a fort using the couch and every cushion/pillow you can find
34. Thread pasta into jewellery
35. Make 3D paper rainbows
36. Make your own bubble blower
37. Put goggles and swimmers on and swim in the bath
38. Go through your board/card games and challenge yourself to play them all. Design your own game
39. Make greeting cards for the stationery cupboard to be used for birthdays and other occasions
40. Paint a family portrait to be framed and hung
41. Choose a picture book each and read aloud to each other in the biggest bed in your house
42. Have a handball tournament
43. Write a short story or poem that includes a dog, an umbrella and some sushi
44. Find 10 different shaped leaves in the garden
45. Create a paper crown for a member of your family and decorate it
46. Make a paper chain to hang up in the dining room
47. Try the travelling water experiment
48. Fill a small spray bottle with water and aromatherapy oil and then spray and wipe the house
49. Fold paper and cut out paper snowflakes
50. Make pom poms out of wool
51. Play drawing games like Simon Says drawing
52. Put on a puppet show using toys behind the couch
53. Make DIY rain clouds in a jar
54. Do the magic milk experiment
55. Create a sensory shaker bottle using an old bottle, glitter and water (and whatever else you'd like to put in there!)
56. Outdoor games like egg and spoon race, tag team races, three legged races, or play stuck in the mud
57. Fold paper planes and see how far they will fly
58. Build the highest block tower you can
59. Learn how to bake bread
60. Make a Lego zip line
61. Keep a balloon in the air as long as possible
62. Build a house with a deck of cards

63. String up the Christmas lights in your living room
64. Play cinema – make tickets, popcorn, give your guests a rug and watch a movie together
65. Play hotels using your bedrooms as ‘hotel rooms’ or restaurants by setting up the dining room like a restaurant with menus (or hospitals, vets, banks, etc)
66. Make up a workout and do it together (eg: 25 star jumps, 20 squats, 15 crunches, hop like a bunny around the lounge room, frog leap your partner)
67. Choose an inspirational quote and create a poster for your room
68. Change the bedsheets and build a sheet city in your bedroom before they get washed!
69. Press flowers within a few heavy books
70. Play the gummy bear game (using dice and 5 gummies each. Roll a 1 you eat one in your pile, a 2 you pass one bear to your left, a 3 you pass to your right, a 4 you keep it, a 5 you eat it, a 6 you keep it – keep playing till the gummies are gone!)
71. Make sidewalk paint
72. Make a magic potion using aromatherapy oils, glitter, water, petals
73. Take some garden clippings and see which ones you can get to grow roots for replanting
74. Use masking tape to make a race track. Race matchbox cars. Or use the inside of your bathtub as a ramp for racing
75. Listen to a kid’s podcast or audio book. Podcast suggestions:
 - o Brains On
 - o Wow In The World
 - o Circle Round
 - o Little Green Pod
 - o Good Night Stories for Rebel Girls
 - o Fierce Girls
 - o Story Pirates
 - o But Why?
76. With some old clothes, cut and create clothes for your toys
77. Take everyone’s height measurement on a door frame
78. Using butchers paper, trace a partner’s whole body. Now try to include as many body parts and organs as you can
79. Give someone a back, foot or head massage
80. Try sharpie tie dye using a sharpie and rubbing alcohol
81. Take some artistic photos in black and white. Play around with filters and see what you can create. You could use a phone or learn how to use the proper camera (if you have one)
82. Water play – buckets, scoopers, whisk, pouring jugs, straws, bubbles!
83. Have a picnic lunch outside. Take books and toys with you

84. Sort through all your crafts and art supplies. See if something inspires you. Organise and sharpen all your pencils and test all your markers
85. Make a bottle rocket
86. Make rainbow paper
87. Make a stained glass window using clear contact & cellophane
88. Make a marble run
89. Paint a stick gnome
90. Make a rainbow stick
91. Jump rope – can you get to 100 without stopping?
92. Take apart an old appliance. Can you put it back together?
93. Research your family tree – see how far back you can go
94. Make a time capsule of this time to be opened in 10 years
95. Get swimmers on and wash the car or your bike!
96. Set up camp in the garden and play inside the tent
97. Write a letter to a friend, relative or teacher to mail
98. Lie on a rug in the garden and spot cloud shapes. Make up a story about what you see.
99. Work together to a family emblem, motto or song. Include elements that are important to you and your family
100. Learn to finger knit, french knit or braid wool into friendship bracelets
101. Sketch your dream red carpet look!
102. Try Michelangelo drawing under the table
103. Make a pretty lantern using an old jar, tissue paper and glue
104. Make an infinite paper flipper!
105. Make frozen dinosaur eggs (or you could use fairies, or Ooshies, etc)
106. Make a paper cut out family
107. Make a paper plate whale
108. Try dying some old plain fabric using natural dyes
109. Do a chalk photo shoot
110. Interview the members of your family
111. Make a popsicle stick catapult
112. Can you draw or paint with your feet?
113. Do a Yoga class together

Our science fair
was.....



AWESOME!

Here are some
FREE fun Activities
from



Enter the link online to
download your science
activity pack

Indoor activities


<https://www.britishtscienceassociation.org/Handlers/Download.ashx?IDMF=98479b73-453a-4390-b367-c8613e37c578>

Outdoor activities – please stay in your own garden for these activities

<https://www.britishtscienceassociation.org/Handlers/Download.ashx?IDMF=fd30d8de-fc23-45d8-93f1-d2eead8f13bf>

SPOT THE DIFFERENCES

PETER'S HOUSE



SAM'S HOUSE

LOOK AT THE PICTURES AND WRITE THE DIFFERENCES

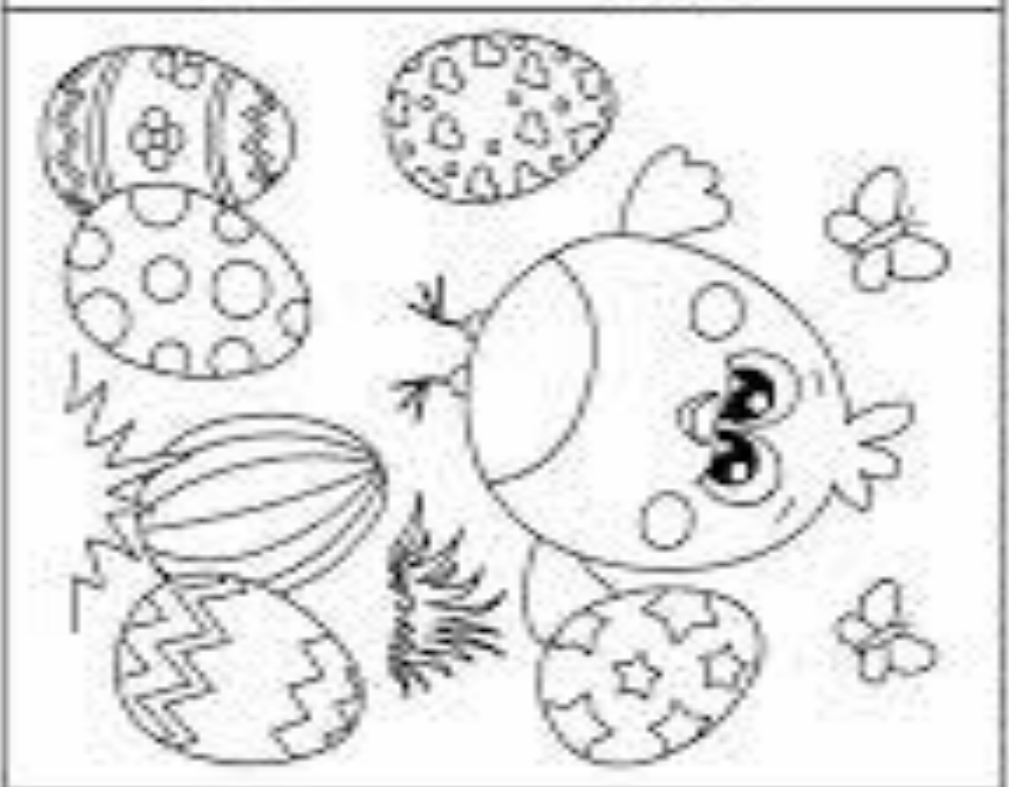

EXAMPLE:

IN PETER'S HOUSE THERE IS A SNOWBOARD IN THE BEDROOM

IN SAM'S HOUSE THERE IS A BIKE IN THE BEDROOM

Easter

Spot 5 differences!





Competition Time



A month free pass to UTASS
DROP IN?



Draw us a picture or use
crafts to create a super hero
then tell us its super power
and what you would use
that super power for

Prize and winner will be announced on re-opening of the drop in

